



ग्रामीण गृहनिर्माण योजना

दैनिक प्रगती अहवाल ३०.०६.२०२३

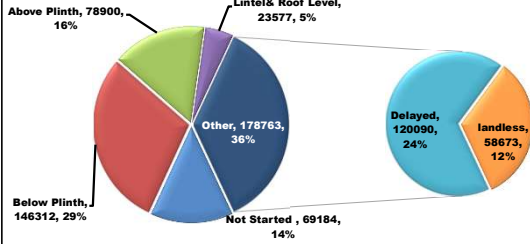
प्रधानमंत्री आवास योजना ग्रामीण – मंजूरी, पूर्ण घरकुले, हप्ते वितरण, भूमिहीन, आर्थिकदृष्ट्या अपुर्ण
राज्य पुरस्कृत ग्रामीण आवास योजना – मंजूरी, पूर्ण घरकुले, हप्ते वितरण, आर्थिकदृष्ट्या अपुर्ण

योजना	एकूण मंजूरी	दैनिक मंजूरी	एकूण पूर्ण	दैनिक पूर्ण घरकुले	दैनिक पहिला हप्ता वितरीत	दैनिक दुसरा हप्ता वितरीत	दैनिक तिसरा हप्ता वितरीत
प्रधानमंत्री आवास योजना ग्रामीण	१४०३४४४	०	१०८५८७६	४१८	०	०	०
राज्य योजना	५८६४३९	१०४	४२११८८	१७६	०	०	०
एकूण	१९८९८८३	१०४	१५०७०६४	५९४	०	०	०

PMAY-G Completion Progress Bar

77.4%

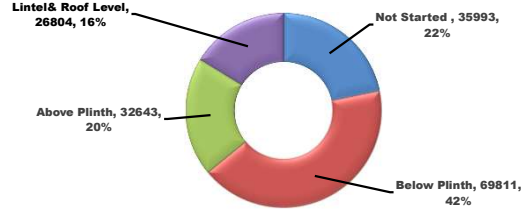
PMAY-G: Incomplete Houses bifurcation



State Schemes Progress Bar

71.8%

State Schemes: Incomplete Houses bifurcation



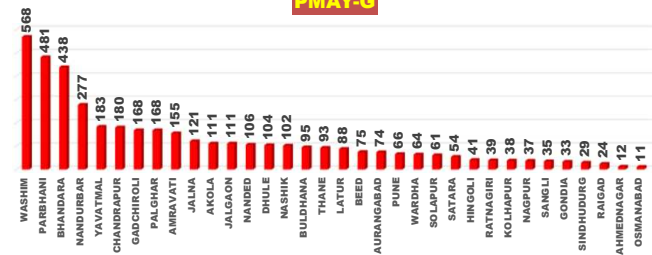
Weekly Achievement

23-06-2023

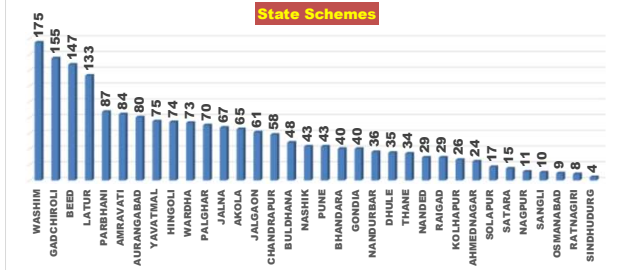
To

30-06-2023

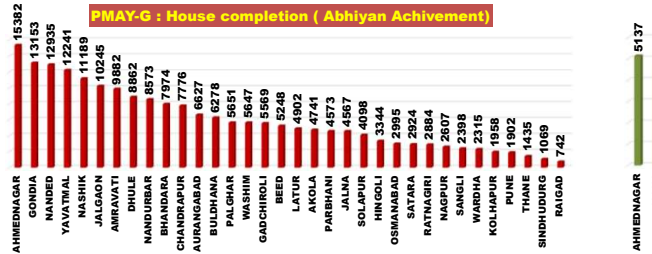
PMAY-G



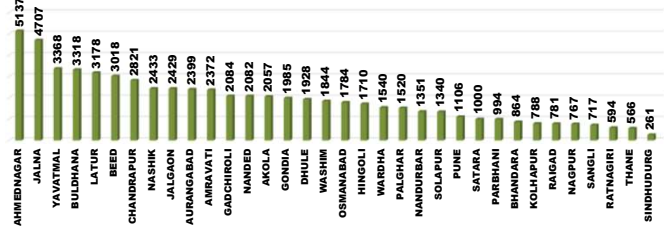
State Schemes



PMAY-G : House completion (Abhiyan Achievement)



State Schemes : House completion (Abhiyan Achievement)

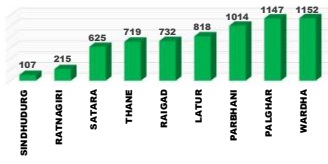


राज्य व्यवस्थापन कक्ष- ग्रामीण गृहनिर्माण

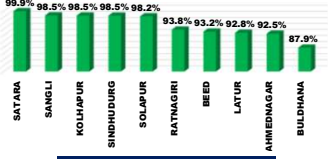
४ था मजला, दक्षिण कक्ष, सिडको भवन, सीबीडी बेलापूर, नवी मुंबई - ४०० ६१४.

Top and Bottom Ten Districts

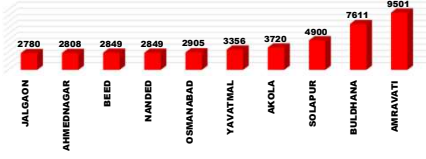
PMAY-G Delayed Houses TOP 10 Dist.



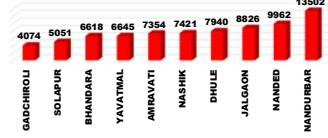
State Schemes Sanction TOP 10 Dist.



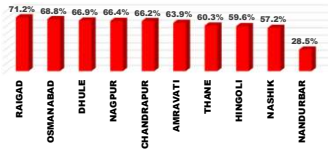
PMAY-G Remaining 1st Installments Bottom 10 Dist



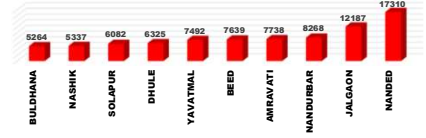
PMAY-G Delayed Houses Bottom 10 Dist.



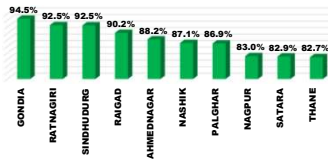
State Schemes Sanction Bottom 10 Dist.



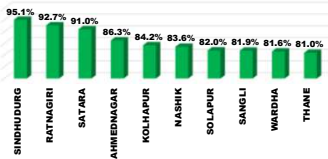
PMAY-G Remaining 2nd Installments Bottom 10 Dist



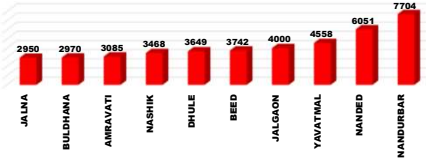
PMAY-G Completion TOP 10 Dist.



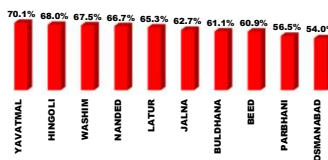
State Schemes Completion TOP 10 Dist.



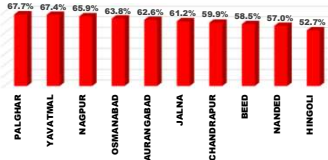
PMAY-G Remaining 3rd Installments Bottom 10 Dist



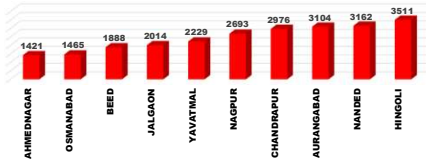
PMAY-G Completion Bottom 10 Dist.



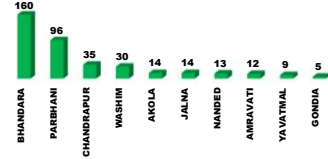
State Schemes Completion Bottom 10 Dist.



State Schemes Remaining 1st Installments Bottom 10 Dist



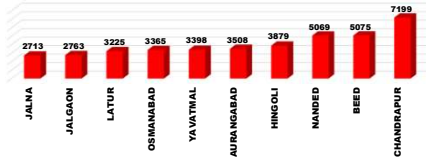
PMAY-G Daily Completion Top 10 Dist.



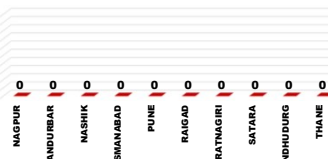
State Schemes Daily Completion Top 10 Dist.




State Schemes Remaining 2nd Installments Bottom 10 Dist



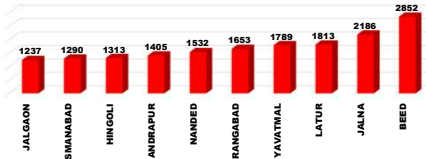
PMAY-G Daily Completion Bottom 10 Dist.



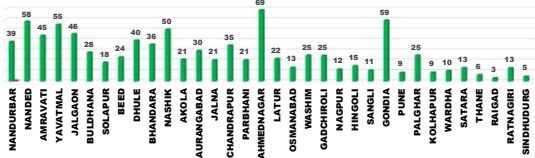
State Schemes Daily Completion Bottom 10 Dist.



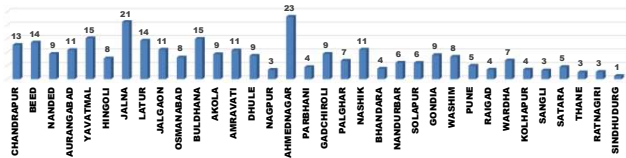
State Schemes Remaining 3rd Installments Bottom 10 Dist



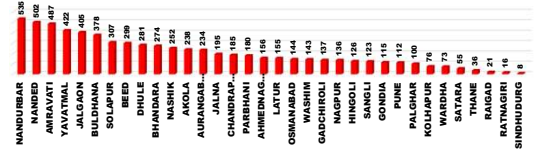
PMAY-G : Current Pace of Completion Per Day (Abhiyan)



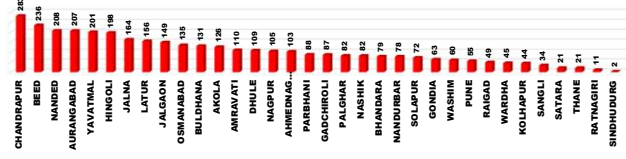
State Schemes : Current Pace of Completion Per Day (Abhiyan)



PMAY-G Required Pace of Completion Per Day



State Schemes Required Pace of Completion Per Day



प्रधानमंत्री आवास योजना ग्रामीण - मंजूरी (PWL+Awaas Plus)

Sr. No.	Division	Target (PWL+Awaas Plus)	29.06.2023	30.06.2023	Daily_Achievement	Remaining
1	NASHIK DIV.	413318	412701	412695	0	623
2	AMRAVATI DIV.	273388	272733	272672	0	716
3	AURANGABAD DIV.	237271	237177	237096	0	175
4	NAGPUR DIV.	290666	289849	289797	0	869
5	KONKAN DIV.	69606	69543	69543	0	63
6	PUNE DIV.	122059	121643	121641	0	418
Total		1406308	1403646	1403444	0	2864

Sr. No.	District	Target (PWL+Awaas Plus)	29.06.2023	30.06.2023	Daily_Achievement	Remaining
1	AKOLA	48780	48777	48777	0	3
2	AURANGABAD	36514	36514	36514	0	0
3	BEED	35258	35251	35251	0	7
4	BHANDARA	64683	64569	64569	0	114
5	BULDHANA	44696	44696	44696	0	0
6	CHANDRAPUR	42911	42646	42646	0	265
7	DHULE	64918	64792	64792	0	126
8	GADCHIROLI	31615	31615	31615	0	0
9	GONDIA	96134	96002	96002	0	132
10	HINGOLI	18083	18083	18083	0	0
11	JALGAON	79087	78781	78781	0	306
12	JALNA	24023	24023	24023	0	0
13	KOLHAPUR	17540	17499	17499	0	41
14	LATUR	20493	20493	20493	0	0
15	NAGPUR	36854	36735	36735	0	119
16	NANDURBAR	118945	118918	118918	0	27
17	NASHIK	89654	89567	89567	0	87
18	OSMANABAD	14393	14390	14390	0	3
19	PALGHAR	35188	35188	35188	0	0
20	PARBHANI	19059	19028	19028	0	31
21	PUNE	19865	19648	19648	0	217
22	RAIGAD	9820	9818	9818	0	2
23	RATNAGIRI	9866	9823	9823	0	43
24	SANGLI	21573	21517	21517	0	56
25	SINDHUDURG	5133	5133	5133	0	0
26	SOLAPUR	48162	48146	48146	0	16
27	THANE	9599	9581	9581	0	18
28	YAVATMAL	65091	65081	65081	0	10
29	AMRAVATI	94539	93889	93887	-2	652
30	SATARA	14919	14833	14831	-2	88
31	AHMEDNAGAR	60714	60643	60637	-6	77
32	WARDHA	18469	18282	18230	-52	239
33	WASHIM	20282	20290	20231	-59	51
34	NANDED	69448	69395	69314	-81	134
Total		1406308	1403646	1403444	0	2864

Remaining Sanction RANK

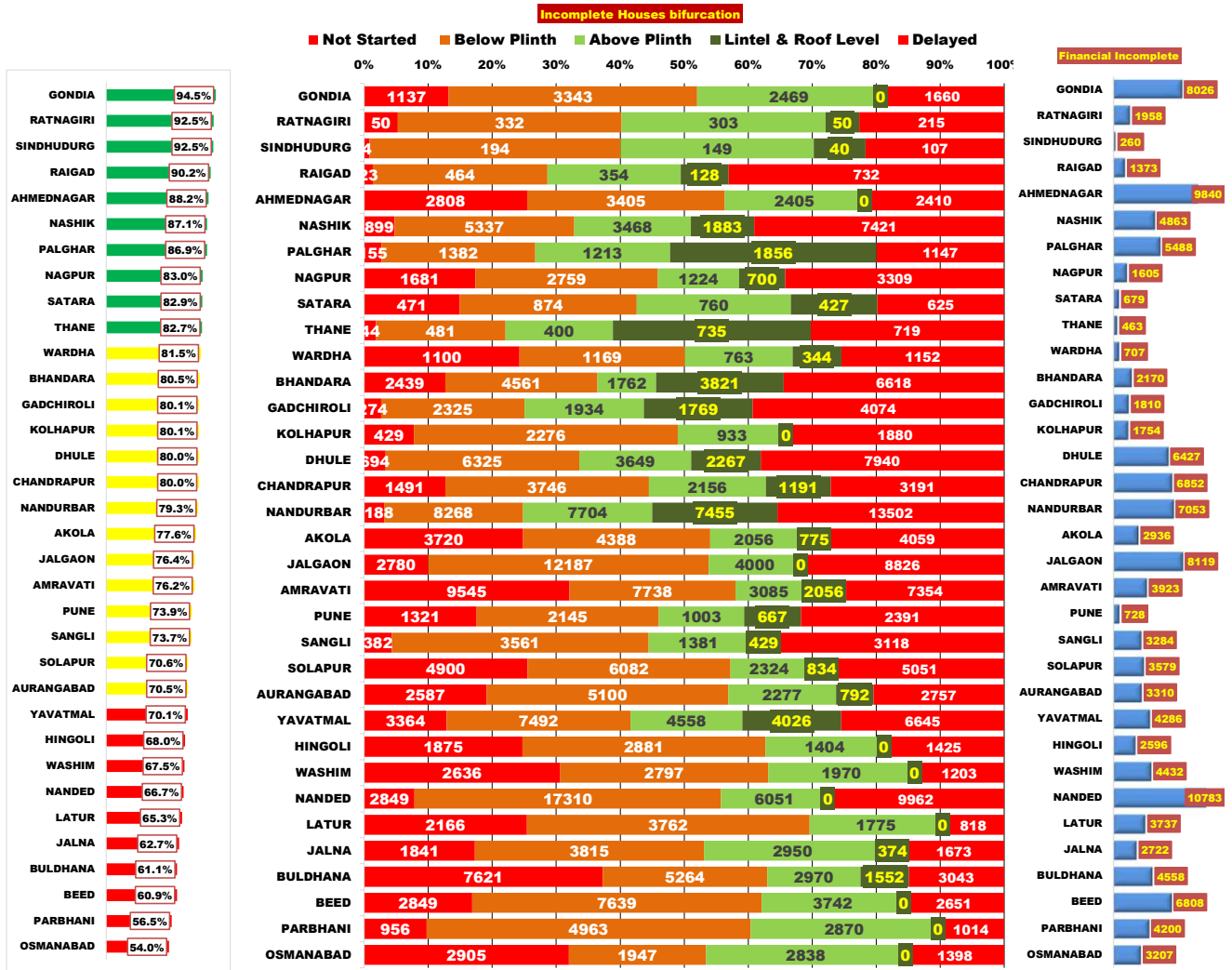
AURANGABAD	0
BULDHANA	0
GADCHIROLI	0
HINGOLI	0
JALNA	0
LATUR	0
PALGHAR	0
SINDHUDURG	0
RAIGAD	2
AKOLA	3
OSMANABAD	3
BEED	7
YAVATMAL	10
SOLAPUR	16
THANE	18
NANDURBAR	27
PARBHANI	31
KOLHAPUR	41
RATNAGIRI	43
WASHIM	51
SANGLI	56
AHMEDNAGAR	77
NASHIK	87
SATARA	88
BHANDARA	114
NAGPUR	119
DHULE	126
GONDIA	132
NANDED	134
PUNE	217
WARDHA	239
CHANDRAPUR	265
JALGAON	306
AMRAVATI	652

प्रधानमंत्री आवास योजना - ग्रामीण : भूमिहीन लाभार्थी अहवाल

Sr. No.	District	Google Sheet Report			AwaasSoft Report			
		Total Landless	Provided land	Remaining	Landless beneficiaries tagged in AwaasSoft	Landless beneficiaries provided land	Remaining Landless	Remaining Tag (provided land)
1	DHULE	18	18	0	18	18	0	0
2	GADCHIROLI	8	8	0	8	8	0	0
3	NANDURBAR	0	0	0	0	0	0	0
4	PALGHAR	11	11	0	11	11	0	0
5	RAIGAD	6	6	0	6	6	0	0
6	RATNAGIRI	23	23	0	23	23	0	0
7	SINDHUDURG	420	420	0	420	420	0	0
8	KOLHAPUR	244	239	5	255	226	29	13
9	THANE	111	72	39	118	60	58	12
10	NANDED	354	319	35	361	242	119	77
11	GONDIA	2450	2450	0	2450	2327	123	123
12	BEED	212	125	87	212	72	140	53
13	SANGLI	410	209	201	393	144	249	65
14	PARBHANI	330	63	267	327	54	273	9
15	SATARA	1035	668	367	1042	620	422	48
16	NASHIK	1781	1439	342	1812	1160	652	279
17	WARDHA	2522	1721	801	2579	1693	886	28
18	CHANDRAPUR	2677	1261	1416	2585	1591	994	-330
19	HINGOLI	1713	795	918	1713	466	1247	329
20	JALNA	1359	406	953	1374	85	1289	321
21	NAGPUR	4907	3638	1269	4866	3461	1405	177
22	PUNE	2397	1611	786	2332	876	1456	735
23	AURANGABAD	3258	1733	1525	3290	1807	1483	-74
24	LATUR	2214	1121	1093	2310	746	1564	375
25	BHANDARA	5518	3759	1759	5520	3816	1704	-57
26	JALGAON	22900	20121	2779	22738	20819	1919	-698
27	OSMANABAD	2301	287	2014	2468	56	2412	231
28	WASHIM	3423	1402	2021	3349	842	2507	560
29	YAVATMAL	3609	1450	2159	3890	1343	2547	107
30	AHMEDNAGAR	7698	4183	3515	7856	5055	2801	-872
31	AKOLA	7034	3935	3099	7514	4092	3422	-157
32	SOLAPUR	7107	3705	3402	7005	1338	5667	2367
33	BULDHANA	14888	9222	5666	15630	8071	7559	1151
34	AMRAVATI	21136	11389	9747	20473	11285	9188	104
	Total	124074	77809	46265	124948	72833	52115	7164

प्रधानमंत्री आवास योजना ग्रामीण - पूर्ण घरकूले

Sr. No.	Division	Sanction	29.06.2023	30.06.2023	Daily_Achievement	Remaining	Avg. Completed Per Day From 20.11.22 to Today	To be Completed in Per Day till 15.08.23
1	NAGPUR DIV.	289797	247317	247522	205	42275	177	919
2	AURANGABAD DIV.	237096	152624	152752	128	84344	204	1834
3	AMRAVATI DIV.	272672	195878	195946	68	76726	175	1668
4	PUNE DIV.	121641	90693	90702	9	30939	60	673
5	KONKAN DIV.	69543	61185	61189	4	8354	53	182
6	NASHIK DIV.	412695	337761	337765	4	74930	244	1629
Total		1403444	1085458	1085876	418	317568	913	6904



प्रधानमंत्री आवास योजना ग्रामीण - पूर्ण घरकूले

Sr. No.	District	Sanction	29.06.2023	30.06.2023	Daily Achievement	Remaining	Avg. Completed Per Day From 20.11.22 to Today	To be Completed in Per Day till 15.08.23
1	BHANDARA	64569	51826	51986	160	12583	36	274
2	PARBHANI	19028	10650	10746	96	8282	21	180
3	CHANDRAPUR	42646	34080	34115	35	8531	35	185
4	WASHIM	20231	13623	13653	30	6578	25	143
5	AKOLA	48777	37824	37838	14	10939	21	238
6	JALNA	24023	15059	15073	14	8950	21	195
7	NANDED	69314	46232	46245	13	23069	58	502
8	AMRAVATI	93887	71495	71507	12	22380	45	487
9	YAVATMAL	65081	45640	45649	9	19432	55	422
10	GONDIA	96002	90726	90731	5	5271	59	115
11	HINGOLI	18083	12297	12302	5	5781	15	126
12	JALGAON	78781	60159	60163	4	18618	46	405
13	PALGHAR	35188	30578	30582	4	4606	25	100
14	SOLAPUR	48146	34002	34006	4	14140	18	307
15	WARDHA	18230	14850	14854	4	3376	10	73
16	BULDHANA	44696	27296	27299	3	17397	28	378
17	KOLHAPUR	17499	14017	14020	3	3479	9	76
18	SANGLI	21517	15863	15865	2	5652	11	123
19	GADCHIROLI	31615	25335	25336	1	6279	25	137
20	AHMEDNAGAR	60637	53462	53462	0	7175	69	156
21	AURANGABAD	36514	25759	25759	0	10755	30	234
22	BEED	35251	21476	21476	0	13775	24	299
23	DHULE	64792	51857	51857	0	12935	40	281
24	LATUR	20493	13376	13376	0	7117	22	155
25	NAGPUR	36735	30500	30500	0	6235	12	136
26	NANDURBAR	118918	94303	94303	0	24615	39	535
27	NASHIK	89567	77980	77980	0	11587	50	252
28	OSMANABAD	14390	7775	7775	0	6615	13	144
29	PUNE	19648	14512	14512	0	5136	9	112
30	RAIGAD	9818	8852	8852	0	966	3	21
31	RATNAGIRI	9823	9088	9088	0	735	13	16
32	SATARA	14831	12299	12299	0	2532	13	55
33	SINDHUDURG	5133	4746	4746	0	387	5	8
34	THANE	9581	7921	7921	0	1660	6	36
Total		1403444	1085458	1085876	418	317568	913	6904

राज्यपुरस्कृत आवास योजना ग्रामीण - मंजूरी

Sr. No.	Division	Target	29.06.2023	30.06.2023	Daily Achievement	Remaining
1	NASHIK DIV.	186261	115228	115275	47	70986
2	NAGPUR DIV.	138943	102991	103027	36	35916
3	AURANGABAD DIV.	216997	173944	173965	21	43032
4	KONKAN DIV.	43607	32676	32676	0	10931
5	PUNE DIV.	67843	63419	63419	0	4424
6	AMRAVATI DIV.	125777	98077	98077	0	27700
Total		779428	586335	586439	104	192989

Sr. No.	District	Target	29.06.2023	30.06.2023	Daily Achievement	Remaining
1	JALGAON	30851	25009	25056	47	5795
2	CHANDRAPUR	48951	32397	32429	32	16522
3	JALNA	22403	19378	19397	19	3006
4	GONDIA	15761	13536	13540	4	2221
5	NANDED	29760	22238	22240	2	7520
6	AHMEDNAGAR	37298	34501	34501	0	2797
7	AKOLA	24281	18784	18784	0	5497
8	AMRAVATI	31130	19900	19900	0	11230
9	AURANGABAD	30077	25513	25513	0	4564
10	BEED	28057	26138	26138	0	1919
11	BHANDARA	19684	16247	16247	0	3437
12	BULDHANA	23202	20389	20389	0	2813
13	DHULE	27499	18409	18409	0	9090
14	GADCHIROLI	19609	15395	15395	0	4214
15	HINGOLI	32298	19235	19235	0	13063
16	KOLHAPUR	13100	12901	12901	0	199
17	LATUR	28640	26573	26573	0	2067
18	NAGPUR	21291	14143	14143	0	7148
19	NANDURBAR	50578	14397	14397	0	36181
20	NASHIK	40035	22912	22912	0	17123
21	OSMANABAD	24978	17192	17192	0	7786
22	PALGHAR	16014	11735	11735	0	4279
23	PARBHANI	20784	17677	17677	0	3107
24	PUNE	16536	12783	12783	0	3753
25	RAIGAD	10057	7158	7158	0	2899
26	RATNAGIRI	7131	6690	6690	0	441
27	SANGLI	8732	8604	8604	0	128
28	SATARA	10657	10647	10647	0	10
29	SINDHUDURG	2141	2108	2108	0	33
30	SOLAPUR	18818	18484	18484	0	334
31	THANE	8264	4985	4985	0	3279
32	WARDHA	13647	11273	11273	0	2374
33	WASHIM	12203	10581	10581	0	1622
34	YAVATMAL	34961	28423	28423	0	6538
Total		779428	586335	586439	104	192989

Remaining Sanction RANK

SATARA	10
SINDHUDURG	33
SANGLI	128
KOLHAPUR	199
SOLAPUR	334
RATNAGIRI	441
WASHIM	1622
BEED	1919
LATUR	2067
GONDIA	2221
WARDHA	2374
AHMEDNAGAR	2797
BULDHANA	2813
RAIGAD	2899
JALNA	3006
PARBHANI	3107
THANE	3279
BHANDARA	3437
PUNE	3753
GADCHIROLI	4214
PALGHAR	4279
AURANGABAD	4564
AKOLA	5497
JALGAON	5795
YAVATMAL	6538
NAGPUR	7148
NANDED	7520
OSMANABAD	7786
DHULE	9090
AMRAVATI	11230
HINGOLI	13063
CHANDRAPUR	16522
NASHIK	17123
NANDURBAR	36181

राज्यपुरस्कृत आवास योजना ग्रामीण - पूर्ण घरकुले

Sr. No.	Division	Sanction	29.06.2023	30.06.2023	Daily Achievement	Remaining	Avg. Completed Per Day From 20.11.22 to Today	To be Completed in Per Day till 15.08.23
1	AURANGABAD DIV.	173965	109912	109978	66	63987	90	1391
2	NAGPUR DIV.	103027	72563	72606	43	30421	45	661
3	AMRAVATI DIV.	98077	69119	69157	38	28920	58	629
4	KONKAN DIV.	32676	25078	25096	18	7580	17	165
5	NASHIK DIV.	115275	91329	91335	6	23940	60	520
6	PUNE DIV.	63419	53011	53016	5	10403	22	226
	Total	586439	421012	421188	176	165251	292	3592

राज्य योजना अपूर्ण घरकुले

Sr. No.	District	रमाई आवास योजना	शबरी आवास योजना	आदीम आवास योजना	पारधी आवास योजना	य.च.मु.व योजना	धनगर आवास योजना	Completion%
1	SINDHUDURG	101	1	1	0	0	0	95.1%
2	RATNAGIRI	449	22	5	0	11	0	92.7%
3	SATARA	872	38	0	0	46	0	91.0%
4	AHMEDNAGAR	2708	1994	0	16	20	0	86.3%
5	KOLHAPUR	1636	12	0	0	25	361	84.2%
6	NASHIK	2765	944	25	33	0	0	83.6%
7	SOLAPUR	3235	84	0	8	1	0	82.0%
8	SANGLI	1546	7	0	4	0	0	81.9%
9	WARDHA	1170	745	162	2	0	0	81.6%
10	THANE	265	380	303	0	0	0	81.0%
11	PUNE	1919	506	56	47	0	0	80.2%
12	GONDIA	1451	1454	0	0	0	0	78.5%
13	BHANDARA	1621	1340	0	0	641	10	77.8%
14	PARBHANI	3831	204	0	0	0	0	77.2%
15	NANDURBAR	1102	2479	0	0	0	0	75.1%
16	AMRAVATI	4057	786	0	31	193	0	74.5%
17	GADCHIROLI	1487	2204	311	0	0	0	74.0%
18	WASHIM	2085	668	0	2	0	3	73.9%
19	LATUR	7020	145	0	0	0	0	73.0%
20	DHULE	2590	2388	0	14	0	0	72.9%
21	JALGAON	3745	3045	0	72	0	0	72.6%
22	BULDHANA	5499	476	0	18	0	52	70.4%
23	AKOLA	4499	1259	0	35	0	0	69.2%
24	RAIGAD	276	1750	231	0	0	0	68.5%
25	PALGHAR	71	3535	179	0	0	0	67.7%
26	YAVATMAL	2630	3958	2426	136	107	0	67.4%
27	NAGPUR	991	3817	0	6	6	0	65.9%
28	OSMANABAD	5929	84	0	42	161	0	63.8%
29	AURANGABAD	8127	1407	0	7	0	0	62.6%
30	JALNA	7307	86	0	8	40	80	61.2%
31	CHANDRAPUR	4401	6439	244	15	1904	0	59.9%
32	BEED	10321	508	0	8	0	0	58.5%
33	NANDED	9087	433	49	0	0	0	57.0%
34	HINGOLI	6312	2791	0	0	0	0	52.7%
	Total	111105	45989	3992	504	3155	506	71.8%

राज्यपुरस्कृत आवास योजना ग्रामीण - पूर्ण घरकूले

Sr. No.	District	Sanction	29.06.2023	30.06.2023	Daily_Achievement	Remaining	Avg. Completed Per Day From 20.11.22 to Today	To be Completed in Per Day till 15.08.23
1	PARBHANI	17677	13617	13642	25	4035	4	88
2	BEED	26138	15280	15301	21	10837	14	236
3	BHANDARA	16247	12617	12635	18	3612	4	79
4	WASHIM	10581	7807	7823	16	2758	8	60
5	PALGHAR	11735	7936	7950	14	3785	7	82
6	AMRAVATI	19900	14822	14833	11	5067	11	110
7	WARDHA	11273	9183	9194	11	2079	7	45
8	AKOLA	18784	12983	12991	8	5793	9	126
9	LATUR	26573	19400	19408	8	7165	14	156
10	JALNA	19397	11869	11876	7	7521	21	164
11	CHANDRAPUR	32429	19420	19426	6	13003	13	283
12	GADCHIROLI	15395	11388	11393	5	4002	9	87
13	JALGAON	25056	18189	18194	5	6862	11	149
14	KOLHAPUR	12901	10862	10867	5	2034	4	44
15	AURANGABAD	25513	15968	15972	4	9541	11	207
16	RAIGAD	7158	4897	4901	4	2257	4	49
17	GONDIA	13540	10632	10635	3	2905	9	63
18	YAVATMAL	28423	19164	19166	2	9257	15	201
19	AHMEDNAGAR	34501	29762	29763	1	4738	23	103
20	BULDHANA	20389	14343	14344	1	6045	15	131
21	NANDED	22240	12670	12671	1	9569	9	208
22	DHULE	18409	13417	13417	0	4992	9	109
23	HINGOLI	19235	10132	10132	0	9103	8	198
24	NAGPUR	14143	9323	9323	0	4820	3	105
25	NANDURBAR	14397	10816	10816	0	3581	6	78
26	NASHIK	22912	19145	19145	0	3767	11	82
27	OSMANABAD	17192	10976	10976	0	6216	8	135
28	PUNE	12783	10255	10255	0	2528	5	55
29	RATNAGIRI	6690	6203	6203	0	487	3	11
30	SANGLI	8604	7047	7047	0	1557	3	34
31	SATARA	10647	9691	9691	0	956	5	21
32	SINDHUDURG	2108	2005	2005	0	103	1	2
33	SOLAPUR	18484	15156	15156	0	3328	6	72
34	THANE	4985	4037	4037	0	948	3	21
	Total	586439	421012	421188	176	165251	292	3592

प्रधानमंत्री आवास योजना ग्रामीण - हप्ते वितरण

Sr. No.	Division	1st Installment (Daily Achivement)	1st Installment Remaining	2nd Installment (Daily Achivement)	2nd Installment Remaining	3rd Installment (Daily Achivement)	3rd Installment Remaining
1	NASHIK DIV.	0	8369	0	35522	0	21226
2	AMRAVATI DIV.	0	26821	0	27679	0	14639
3	AURANGABAD DIV.	0	17997	0	47417	0	23907
4	NAGPUR DIV.	0	7917	0	17903	0	10308
5	KONKAN DIV.	0	273	0	2853	0	2419
6	PUNE DIV.	0	7402	0	14938	0	6401
	Total	0	68779	0	146312	0	78900

PMAY-G 1st Ins Pending

SINDHUDURG	4
RAIGAD	20
THANE	44
RATNAGIRI	50
PALGHAR	155
GADCHIROLI	251
SANGLI	281
KOLHAPUR	429
SATARA	471
DHULE	694
NASHIK	899
PARBHANI	956
WARDHA	1100
GONDIA	1137
NANDURBAR	1188
PUNE	1321
CHANDRAPUR	1438
NAGPUR	1552
JALNA	1811
HINGOLI	1875
LATUR	2166
BHANDARA	2439
AURANGABAD	2586
WASHIM	2633
JALGAON	2780
AHMEDNAGAR	2808
BEED	2849
NANDED	2849
OSMANABAD	2905
YAVATMAL	3356
AKOLA	3720
SOLAPUR	4900
BULDHANA	7611
AMRAVATI	9501

PMAY-G 2nd Ins Pending

SINDHUDURG	194
RATNAGIRI	332
RAIGAD	464
THANE	481
SATARA	874
WARDHA	1169
PALGHAR	1382
OSMANABAD	1947
PUNE	2145
KOLHAPUR	2276
GADCHIROLI	2325
NAGPUR	2759
WASHIM	2797
HINGOLI	2881
GONDIA	3343
AHMEDNAGAR	3405
SANGLI	3561
CHANDRAPUR	3746
LATUR	3762
JALNA	3815
AKOLA	4388
BHANDARA	4561
PARBHANI	4963
AURANGABAD	5100
BULDHANA	5264
NASHIK	5337
SOLAPUR	6082
DHULE	6325
YAVATMAL	7492
BEED	7639
AMRAVATI	7738
NANDURBAR	8268
JALGAON	12187
NANDED	17310

PMAY-G 3rd Ins Pending

SINDHUDURG	149
RATNAGIRI	303
RAIGAD	354
THANE	400
SATARA	760
WARDHA	763
KOLHAPUR	933
PUNE	1003
PALGHAR	1213
NAGPUR	1224
SANGLI	1381
HINGOLI	1404
BHANDARA	1762
LATUR	1775
GADCHIROLI	1934
WASHIM	1970
AKOLA	2056
CHANDRAPUR	2156
AURANGABAD	2277
SOLAPUR	2324
AHMEDNAGAR	2405
GONDIA	2469
OSMANABAD	2838
PARBHANI	2870
JALNA	2950
BULDHANA	2970
AMRAVATI	3085
NASHIK	3468
DHULE	3649
BEED	3742
JALGAON	4000
YAVATMAL	4558
NANDED	6051
NANDURBAR	7704

प्रधानमंत्री आवास योजना ग्रामीण - हप्ते वितरण

Sr. No.	District	1st Installment (Daily Achivement)	1st Installment Remaining	2nd Installment (Daily Achivement)	2nd Installment Remaining	3rd Installment (Daily Achivement)	3rd Installment Remaining
1	AHMEDNAGAR	0	2808	0	3405	0	2405
2	AKOLA	0	3720	0	4388	0	2056
3	AMRAVATI	0	9501	0	7738	0	3085
4	AURANGABAD	0	2586	0	5100	0	2277
5	BEED	0	2849	0	7639	0	3742
6	BHANDARA	0	2439	0	4561	0	1762
7	BULDHANA	0	7611	0	5264	0	2970
8	CHANDRAPUR	0	1438	0	3746	0	2156
9	DHULE	0	694	0	6325	0	3649
10	GADCHIROLI	0	251	0	2325	0	1934
11	GONDIA	0	1137	0	3343	0	2469
12	HINGOLI	0	1875	0	2881	0	1404
13	JALGAON	0	2780	0	12187	0	4000
14	JALNA	0	1811	0	3815	0	2950
15	KOLHAPUR	0	429	0	2276	0	933
16	LATUR	0	2166	0	3762	0	1775
17	NAGPUR	0	1552	0	2759	0	1224
18	NANDED	0	2849	0	17310	0	6051
19	NANDURBAR	0	1188	0	8268	0	7704
20	NASHIK	0	899	0	5337	0	3468
21	OSMANABAD	0	2905	0	1947	0	2838
22	PALGHAR	0	155	0	1382	0	1213
23	PARBHANI	0	956	0	4963	0	2870
24	PUNE	0	1321	0	2145	0	1003
25	RAIGAD	0	20	0	464	0	354
26	RATNAGIRI	0	50	0	332	0	303
27	SANGLI	0	281	0	3561	0	1381
28	SATARA	0	471	0	874	0	760
29	SINDHUDURG	0	4	0	194	0	149
30	SOLAPUR	0	4900	0	6082	0	2324
31	THANE	0	44	0	481	0	400
32	WARDHA	0	1100	0	1169	0	763
33	WASHIM	0	2633	0	2797	0	1970
34	YAVATMAL	0	3356	0	7492	0	4558
	Total	0	68779	0	146312	0	78900

राज्यपुरस्कृत आवास योजना ग्रामीण - हप्ते वितरण

Sr. No.	Division	1st Installment (Weekly Achievement)	1st Installment Remaining	2nd Installment (Weekly Achievement)	2nd Installment Remaining	3rd Installment (Weekly Achievement)	3rd Installment Remaining
1	NASHIK DIV.	0	4176	0	9540	0	5445
2	AMRAVATI DIV.	0	4912	0	11167	0	5871
3	AURANGABAD DIV.	0	15760	0	29281	0	13640
4	NAGPUR DIV.	0	8023	0	13217	0	4236
5	KONKAN DIV.	0	1225	0	2511	0	1429
6	PUNE DIV.	0	1897	0	4095	0	2022
Total		0	35993	0	69811	0	32643

State Schemes 1st Ins Pending

SINDHUDURG	12
RATNAGIRI	42
THANE	61
SATARA	83
SANGLI	167
NASHIK	174
DHULE	232
PUNE	266
WARDHA	275
WASHIM	327
NANDURBAR	335
GADCHIROLI	379
AMRAVATI	455
PARBHANI	463
PALGHAR	491
RAIGAD	619
SOLAPUR	640
BULDHANA	652
GONDIA	653
KOLHAPUR	741
JALNA	1027
BHANDARA	1047
LATUR	1140
AKOLA	1249
AHMEDNAGAR	1421
OSMANABAD	1465
BEED	1888
JALGAON	2014
YAVATMAL	2229
NAGPUR	2693
CHANDRAPUR	2976
AURANGABAD	3104
NANDED	3162
HINGOLI	3511

State Schemes 2nd Ins Pending

SINDHUDURG	52
RATNAGIRI	124
THANE	281
SATARA	334
RAIGAD	644
SANGLI	713
KOLHAPUR	808
NANDURBAR	826
PUNE	832
WARDHA	921
BHANDARA	1111
GONDIA	1240
NAGPUR	1362
GADCHIROLI	1384
SOLAPUR	1408
PALGHAR	1410
WASHIM	1427
NASHIK	1505
BULDHANA	1772
AHMEDNAGAR	2121
AMRAVATI	2283
AKOLA	2287
DHULE	2325
PARBHANI	2447
JALNA	2713
JALGAON	2763
LATUR	3225
OSMANABAD	3365
YAVATMAL	3398
AURANGABAD	3508
HINGOLI	3879
NANDED	5069
BEED	5075
CHANDRAPUR	7199

State Schemes 3rd Ins Pending

SINDHUDURG	25
RATNAGIRI	96
THANE	193
SATARA	222
KOLHAPUR	295
NAGPUR	339
SANGLI	340
BHANDARA	355
WARDHA	382
RAIGAD	436
PUNE	540
GONDIA	607
SOLAPUR	625
PALGHAR	679
WASHIM	768
NASHIK	873
AMRAVATI	939
NANDURBAR	946
PARBHANI	1001
GADCHIROLI	1148
AKOLA	1163
DHULE	1193
AHMEDNAGAR	1196
BULDHANA	1212
JALGAON	1237
OSMANABAD	1290
HINGOLI	1313
CHANDRAPUR	1405
NANDED	1532
AURANGABAD	1653
YAVATMAL	1789
LATUR	1813
JALNA	2186
BEED	2852

राज्यपुरस्कृत आवास योजना ग्रामीण -हप्ते वितरण

Sr. No.	District	1st Installment (Weekly Achivement)	1st Installment Remaining	2nd Installment (Weekly Achivement)	2nd Installment Remaining	3rd Installment (Weekly Achivement)	3rd Installment Remaining
1	AHMEDNAGAR	0	1421	0	2121	0	1196
2	AKOLA	0	1249	0	2287	0	1163
3	AMRAVATI	0	455	0	2283	0	939
4	AURANGABAD	0	3104	0	3508	0	1653
5	BEED	0	1888	0	5075	0	2852
6	BHANDARA	0	1047	0	1111	0	355
7	BULDHANA	0	652	0	1772	0	1212
8	CHANDRAPUR	0	2976	0	7199	0	1405
9	DHULE	0	232	0	2325	0	1193
10	GADCHIROLI	0	379	0	1384	0	1148
11	GONDIA	0	653	0	1240	0	607
12	HINGOLI	0	3511	0	3879	0	1313
13	JALGAON	0	2014	0	2763	0	1237
14	JALNA	0	1027	0	2713	0	2186
15	KOLHAPUR	0	741	0	808	0	295
16	LATUR	0	1140	0	3225	0	1813
17	NAGPUR	0	2693	0	1362	0	339
18	NANDED	0	3162	0	5069	0	1532
19	NANDURBAR	0	335	0	826	0	946
20	NASHIK	0	174	0	1505	0	873
21	OSMANABAD	0	1465	0	3365	0	1290
22	PALGHAR	0	491	0	1410	0	679
23	PARBHANI	0	463	0	2447	0	1001
24	PUNE	0	266	0	832	0	540
25	RAIGAD	0	619	0	644	0	436
26	RATNAGIRI	0	42	0	124	0	96
27	SANGLI	0	167	0	713	0	340
28	SATARA	0	83	0	334	0	222
29	SINDHUDURG	0	12	0	52	0	25
30	SOLAPUR	0	640	0	1408	0	625
31	THANE	0	61	0	281	0	193
32	WARDHA	0	275	0	921	0	382
33	WASHIM	0	327	0	1427	0	768
34	YAVATMAL	0	2229	0	3398	0	1789
	Total	0	35993	0	69811	0	32643

प्रधानमंत्री आवास योजना ग्रामीण - Delayed Houses

■ पहिला हप्ता मिळाल्यानंतर १२ महिने उलटूनही अपूर्ण घरकुले
 ■ पहिला हप्ता मिळाल्यानंतर १८ महिने उलटूनही अपूर्ण घरकुले
 ■ पहिला हप्ता मिळाल्यानंतर १० दिवसानंतरही दुसरा हप्ता न मिळालेले घरकुले
 ■ दुसरा हप्ता मिळाल्यानंतर १० दिवसानंतरही तिसरा हप्ता न मिळालेले घरकुले
 ■ तिसरा हप्ता मिळाल्यानंतर १० दिवसानंतरही अपूर्ण घरांची संख्या

AHMEDNAGAR	2410	1569	3219	1816	32
AKOLA	4059	3276	3924	1049	606
AMRAVATI	7354	5250	6990	1562	1169
AURANGABAD	2757	2155	4848	1331	603
BEED	2651	1776	6910	2049	521
BHANDARA	6618	4611	4207	902	2339
BULDHANA	3043	2054	4368	1220	846
CHANDRAPUR	3191	1831	3222	892	462
DHULE	7940	3980	6046	2623	1868
GADCHIROLI	4074	2332	2178	1369	1230
GONDIA	1660	1544	3083	1411	132
HINGOLI	1425	632	2686	789	136
JALGAON	8826	6329	10961	2182	616
JALNA	1673	1026	3579	1303	502
KOLHAPUR	1880	664	2099	602	127
LATUR	818	674	3539	787	70
NAGPUR	3309	2216	2527	844	623
NANDED	9962	8391	16705	3522	389
NANDURBAR	13502	9734	8063	5377	5734
NASHIK	7421	3430	5064	2369	1614
OSMANABAD	1398	573	1522	2177	12
PALGHAR	1147	590	1240	716	965
PARBHANI	1014	698	4696	1014	178
PUNE	2391	1638	1957	696	626
RAIGAD	732	232	458	256	163
RATNAGIRI	215	37	302	195	107
SANGLI	3118	2151	3191	707	276
SATARA	625	312	775	469	224
SINHDURG	107	72	182	106	27
SOLAPUR	5051	4426	5339	1459	691
THANE	719	177	453	213	373
WARDHA	1152	735	1011	476	244
WASHIM	1203	743	2366	975	46
YAVATMAL	6645	4108	6655	2259	1992